

# Momentum Global Cautious Fund (Class D USD)

28 February 2025

Minimum Disclosure Document

## Investment objective

The Fund is designed to offer capital preservation with some opportunity for capital appreciation over the medium term through investment in a diversified range of international asset classes and currencies. The Fund is ideally suited to investors with a low risk tolerance with an investment horizon of 3 years or longer. The Fund intends to achieve its investment objective through a diversified global portfolio primarily consisting of investments in participatory interests of portfolios of collective investment schemes or other similar schemes.

Our investment approach is team based with all portfolio managers having specific areas of research focus and access to and input from the wider Momentum Global Investment Management team.

## Lead portfolio managers



Richard Stutley, CFA



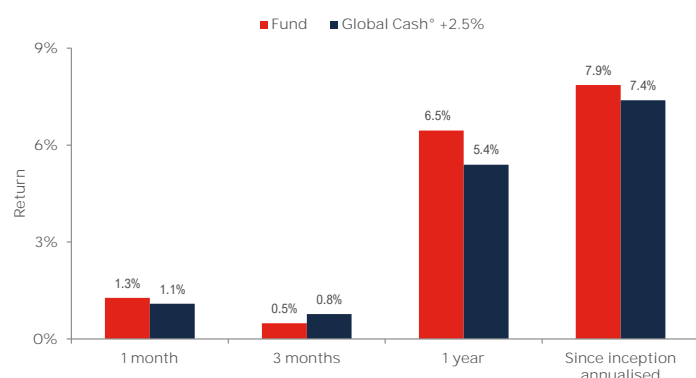
Jade Coysh

**Capital** (probability of capital loss or negative return in any 12-month period)  
**Range** (expected range of returns around the benchmark in any 12-month period)

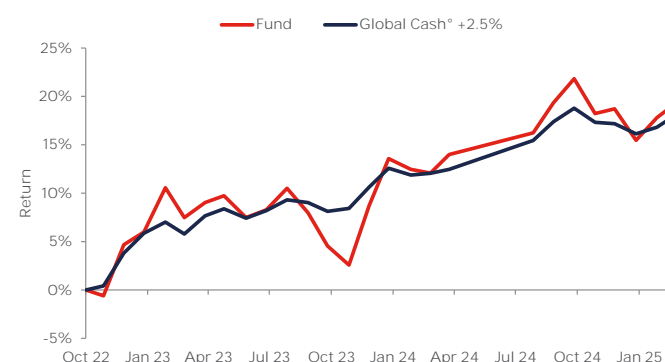
very low medium very high



## Fund performance



## Cumulative returns

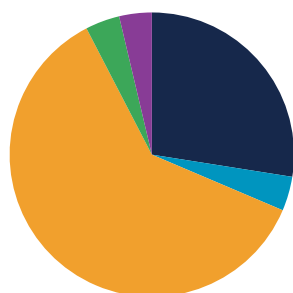


## Cumulative performance

Performance (%)	1 month	3 months	1 year	3 years	5 years	Since inception
Fund	1.3	0.5	6.5	-	-	19.3
Annualised volatility						9.0

Highest annual return	16.5 (Oct 2023 - Sep 2024)	Lowest annual return	1.2 (May 2023 - Apr 2024)
-----------------------	----------------------------	----------------------	---------------------------

## Strategy allocation



<b>Equities</b>	<b>27.5%</b>
North America equity	16.0%
Asia ex-Japan equity	3.5%
Europe ex-UK equity	2.7%
Japan equity	2.6%
United Kingdom equity	2.0%
Australasia equity	0.5%
Other equity	0.2%
<b>Specialist assets</b>	<b>3.9%</b>
Infrastructure	1.7%
Property	1.1%
Specialist financials	0.5%
Private equity	0.5%

<b>Fixed income</b>	<b>61.0%</b>
Aggregate bonds	18.2%
Inflation-linked bonds	15.4%
Government bonds	13.6%
Investment grade credit	5.2%
Crossover credit	5.0%
Emerging market debt	1.5%
High yield credit	1.1%
Asset backed securities	1.0%
<b>Commodities</b>	<b>3.9%</b>
<b>Cash &amp; equivalents</b>	<b>3.7%</b>

Source: Morningstar, Momentum Global Investment Management Limited, Northern Trust International Fund Administration Services (Guernsey) Limited. Past performance is not indicative of future returns. The Fund performance is calculated on a total return basis, net of all fees and in US dollar terms. NAV to NAV figures have been used for the performance calculations. The performance is calculated for the Fund. The individual investor performance may differ, as a result of various factors, including the actual investment date. Investment performance calculations are available for verification upon request. Annualised returns are period returns re-scaled to a period of 1 year. This allows investors to compare returns of different assets that they have owned for different lengths of time. Actual annual figures are available to investors upon request. Current asset allocation figures reflect the strategy classification of the collective investment schemes (or similar schemes) held by the Fund and do not look through to the underlying holdings of such schemes. \*Global Cash is a composite of 50% ICE BoA 3M US Treasury Bill index; 25% ICE BoA 3M German Treasury Bill index; 10% ICE BoA 3M Sterling Government Bill index; 15% ICE BoA Japan Treasury Bill index.

This communication is issued by Momentum Global Investment Management Limited, of 62 Queen Street, London EC4R 1EB • Issue date: 12 March 2025

## Portfolio holdings

## Top 20 holdings

<sup>i</sup> Amundi Global Systematic Fixed Income	Fixed Income	18.2%
<sup>i</sup> iShares \$ TIPS	Fixed Income	15.4%
<sup>i</sup> US Treasury Bonds	Fixed Income	13.6%
<sup>iii</sup> Robeco Multi-Factor Global Equity	Equity	8.9%
<sup>i</sup> Muzinich Enhanced Yield Short-Term	Fixed Income	5.0%
<sup>i</sup> Cash	Cash	3.7%
<sup>i</sup> iShares US Corporate Bond Index	Fixed Income	3.2%
<sup>iii</sup> Evenlode Global Equity	Equity	3.2%
<sup>i</sup> iShares Physical Gold ETC	Commodities	3.2%
<sup>iii</sup> Jennison Global Equity Opportunities	Equity	2.6%
<sup>iii</sup> Lyrical Global Value Equity Strategy	Equity	2.6%
<sup>i</sup> Fidelity Emerging Markets	Equity	2.1%
<sup>i</sup> Momentum Real Assets Growth & Income	Specialist assets	2.1%
<sup>i</sup> iShares Euro Credit Bond Index	Fixed Income	2.0%
<sup>i</sup> Morant Wright Fuji Yield	Equity	1.7%
<sup>i</sup> Hereford Bin Yuan Greater China	Equity	1.6%
<sup>i</sup> iShares Emerging Markets Government Bond Index	Fixed Income	1.5%
<sup>i</sup> Schroder UK Recovery	Equity	1.2%
<sup>i</sup> Maple-Brown Abbott Global Infrastructure	Infrastructure	1.2%
<sup>iii</sup> Artisan Global Value	Equity	1.1%

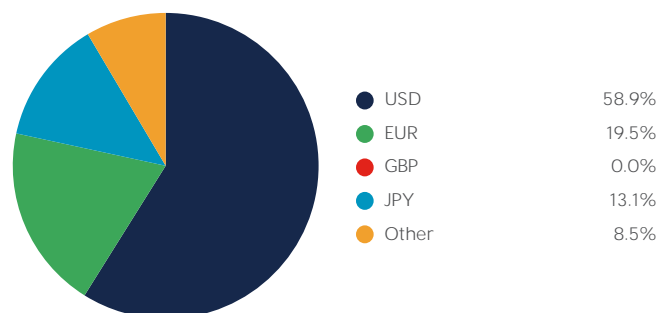
## Key information\*

Investment manager	Momentum Global Investment Management	
Manager	Momentum Wealth International Limited	
Class D distribution partner	Momentum Consult (Pty) Limited	
Custodian	Northern Trust (Guernsey) Limited	
ASISA sector	Fund of funds	
Inception date	19 March 2008 (fund)	05 October 2022 (share class D)
Currency	USD	
Minimum investment	USD 7,500	
Investment horizon	3 years +	
Subscriptions/redemptions	Daily	
Fund size	USD 23.6 million	
Price per share	USD 1.1930	
ISIN	GG00BNQM50	
Return target	Global Cash* +2.5%	
Income distribution	Accumulating, income received is not distributed	
Valuation point	11pm (Guernsey Time) on relevant dealing day	

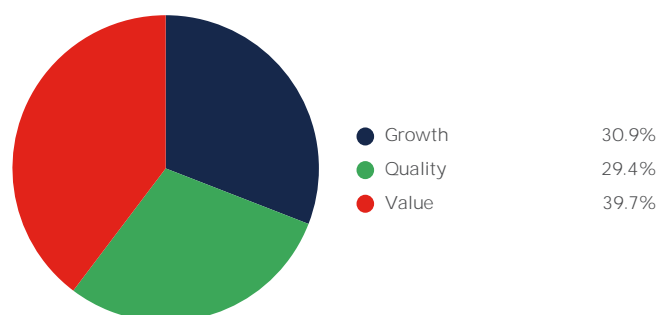
Subscriptions cut-off time: The application form to subscribe must be completed and received by the Administrator by no later than 12:00 noon (Guernsey time) on the Business Day immediately preceding the relevant Dealing Day, with cleared funds to be received by 4.00pm (Guernsey time) three Business Days after the relevant Dealing Day.

Redemptions cut-off time: Written notice to redeem must be received by the Administrator by no later than 12:00 noon (Guernsey time) on the Business Day immediately preceding the relevant Dealing Day.

## Currency allocation



## Equity style allocation



## Manager commentary\*\*

- February's market performance reflected the escalating uncertainty brought by President Trump's sweeping policy agenda. His administration's rapid moves—imposing tariffs on key trading partners, restructuring the federal government, and reshaping foreign policy—have unsettled markets. The US has sharpened its focus on China as its primary geopolitical threat, with Europe urged to take greater responsibility for its own security.
- Equity markets struggled for direction amid these shifts. The unwinding of the 'Trump trade' saw the dollar's rise stall and bond yields decline. US growth concerns deepened, reflected in February's PMI data: the Composite PMI fell to 51.6, with Services PMI falling to 51.0, and Manufacturing PMI, though robust at 53.9, saw slowing new orders, suggesting front-running ahead of tariffs.
- Global government bonds benefitted, returning 1.8%, while equities drifted. MSCI World declined -0.7%, driven by a -5.4% drop in the 'Magnificent 7' as trade war fears and China's AI sector, particularly DeepSeek, pressured US megacap tech. The S&P 500 slipped -1.3%, trimming year-to-date gains to 1.4%. In contrast, European equities outperformed, with MSCI Europe ex UK rising 3.7% (10.9% YTD), and MSCI UK up 2.4% (8.3% YTD). China led global markets in February, with MSCI China up 11.8% (USD terms). The rally, driven by AI optimism, regulatory easing, and policy support, was led by tech giants Alibaba and Tencent. Despite new US tariffs, China's measured response and focus on domestic innovation have mitigated broader economic concerns.
- One clear consequence of Trump's policy shifts is Europe's and the UK's urgent need to increase defence spending, fuelling a surge in defence stocks. Unlike in the US, where the 10-year Treasury yield fell 33bps to 4.21% in February, European yields declined more modestly, as investors anticipated higher borrowing to fund military expansion.
- European growth prospects remain subdued, but expectations of further rate cuts have buoyed markets. Eurozone leading indicators ticked up slightly, while UK data stabilised. A resolution in Ukraine could lower energy prices, further supporting sentiment.
- Geopolitical uncertainty remains high. While European defence spending may lift growth, tariffs introduce inflationary risks and dampen global trade. The uncertain policy environment calls for caution, but the current growth scare in the US could be overdone. We remain cautiously constructive about markets in 2025. With US megacap tech volatility persisting, diversification across and within asset classes will be vital, and we will be seeking tactical opportunities provided by volatility to add to risk in our portfolios.

Fee information	per annum (p.a.)
Initial fee	N/A
Ongoing fees	
Investment management fee	0.30%
Management and administration fee	0.21%
Minimum	US\$ 22,000 p.a.
Distribution partner fee payable to Class D Distribution Partner	0.20%
Custody fee	
Up to US\$70m	0.04%
From US\$70m to US\$140m	0.03%
Over US\$140m	0.02%
Minimum	US\$ 8,000 p.a.
Custodian fee per transaction	US\$ 25
Performance fee	0.00%
Directors' fee	US\$ 20,000 p.a.
Total Expense Ratio (TER) <sup>†</sup>	1.15%
Financial year-end TER <sup>†</sup>	1.18%

<sup>†</sup> The TERs are the percentages of the net asset value of the class of the Financial Product incurred as expenses relating to the administration of the Financial Product. A higher TER does not necessarily imply a poor return, nor does a low TER imply a good return. A current TER may not necessarily be an accurate indication of future TERs. The TER to 31.12.24 is based on data for the period from 31.12.23 to 31.12.24 and the financial year-end TER is based on data for the financial year-end to 30.06.24. Cost ratios are calculated using historical actual and/or estimated data and are provided solely as an indication/guide as to the annual expenses/costs that could be incurred. These ratios do not represent any current/actual charges or fees.

**Risk warnings and Important Information.** Collective investments are generally medium to long-term investments. The value of units may go down as well as up and past performance is not necessarily a guide to the future. Collective investments are traded at ruling prices. Commission and incentives may be paid and, if so, would be included in the overall costs. All performance is calculated on a total return basis, after deduction of all fees and commissions and in US dollar terms. Forward pricing is used.

The Fund invests in other collective investments, which levy their own charges. This could result in a higher fee structure for the Fund. Fluctuations in the value of the underlying funds, the income from them and changes in interest rates mean that the value of the Fund and any income arising from it may fall, as well as rise, and is not guaranteed.

Deductions of charges and expenses mean that you may not get back the amount you invested. The fees charged within the Fund and by the managers of the underlying funds are not guaranteed and may change in the future.

Higher risk investments may be subject to sudden and larger falls in value in comparison to other investments. Higher risk investments include, but are not limited to, investments in smaller companies, even in developed markets, investments in emerging markets or single country debt or equity funds and investments in high yield or non-investment grade debt.

Notwithstanding ongoing monitoring of the underlying funds within the Fund, there can be no assurance that the performance of the funds will achieve their stated objectives. The Fund will contain shares or units in underlying funds that invest internationally. The value of an investor's investment and the income arising from it will therefore be subject to exchange rate fluctuations.

Foreign securities may have additional material risks, depending on the specific risks affecting that country, such as: potential constraints on liquidity and the repatriation of funds; macroeconomic risks; political risks; foreign exchange risks; tax risks; settlement risks; and potential limitations on the availability of market information.

The Fund may contain shares or units in underlying funds that do not permit dealing every day. Investments in such funds will only be realisable on their dealing days. It is not possible to assess the proper market price of these investments other than on the fund's dealing days.

No borrowing will be undertaken by the Fund except for the purpose of meeting short term liquidity requirements. Borrowings will not exceed 10% of the net asset value of the Fund. For such purpose, the securities of the Fund may be pledged. No scrip borrowing will be allowed. The Fund is not permitted to enter into any form of borrowing or loan arrangement with other cells of the Company nor other collective investment schemes of the Manager.

While derivative instruments may be used for hedging purposes, the risk remains that the relevant instrument may not necessarily fully correlate to the investments in the Fund and accordingly not fully reflect changes in the value of the investment, giving rise to potential net losses.

Forward contracts are neither traded on exchanges nor standardised. Principals dealing in these markets are also not required to make markets in the currencies they trade, with the result that these markets may experience periods of illiquidity. Banks and dealers will normally act as principals and usually each transaction is negotiated on an individual basis.

The Manager has the right to close the Fund to new investors, in order to manage it more efficiently, in accordance with its mandate.

Investment in the Fund may not be suitable for all investors. Investors should obtain advice from their financial adviser before proceeding with an investment. Investors are reminded that any forecasts and/or commentary included in this MDD are not guaranteed to occur, and merely reflect the interpretation of the public information and propriety research available to the Investment Manager at a particular point in time.

This report should be read in conjunction with the prospectus of Momentum Mutual Fund ICC Limited and the supplement, in which all the current fees and fund facts are disclosed. Copies of these scheme particulars, including the Prospectus, Fund Supplement, and the annual accounts of the Scheme, which provide additional information, are available, free of charge, upon request from Momentum Wealth International Limited, La Plaiderie House, La Plaiderie, St Peter Port, Guernsey, GY1 1WF, Telephone +44 (0)1481 735480, or from our website [www.momentum.co.gg](http://www.momentum.co.gg). A schedule of similarities and differences is also available to South African investors and can be found on our website [www.momentum.co.gg](http://www.momentum.co.gg).

This report should not be construed as an investment advertisement, or investment advice or guidance or proposal or recommendation in any form whatsoever, whether relating to the Fund or its underlying investments. It is for information purposes only and has been prepared and is made available for the benefit of the investors in the Fund.

While all care has been taken by the Investment Manager in the preparation of the information contained in this report, neither the Manager nor Investment Manager make any representations or give any warranties as to the correctness, accuracy or completeness of the information, nor does either the Manager or Investment Manager assume liability or responsibility for any losses arising from errors or omissions in the information.

Momentum Mutual Fund ICC Limited is an incorporated cell company governed by the provisions of the Companies (Guernsey) Law 2008 as amended. Prior to its incorporation as an incorporated cell company on 19 January 2007, it was registered as a protected cell company on 20 February 2006. It is authorised, as an open-ended collective investment scheme of Class B by the Guernsey Financial Services Commission under the Protection of Investors (Bailiwick of Guernsey) Law 2020. In giving this authorisation the Guernsey Financial Services Commission do not vouch for the financial soundness of Momentum Mutual Fund ICC Limited or for the correctness of any of the statements made or opinions expressed with regard to it.

Momentum Global Cautious Fund IC Limited is a registered incorporated cell of Momentum Mutual Fund ICC Limited, with registered number 47777.

Momentum Global Cautious Fund IC Limited Share Class D is approved under the South African Collective Investment Schemes Control Act (No. 45 of 2002).

Momentum Wealth International Limited is the Fund Manager, licensed by the Guernsey Financial Services Commission, with its registered office at La Plaiderie House, La Plaiderie, St Peter Port, Guernsey, GY1 1WF. Momentum Wealth International Limited is an authorised financial services provider in terms of the Financial Advisory and Intermediary Services Act No. 37 of 2002 in South Africa. Momentum Wealth International Limited is a full member of the Association for Savings and Investments SA (ASISA).

Momentum Collective Investments (RF) (Pty) Ltd a South African company Registration No. 1987/004287/07, with its registered office at 268 West Avenue, Centurion, 0157, South Africa, has been appointed by the Manager as the Representative Office for the fund. Share call number 0860 111 899 Telephone +27 (0) 12 675 3002 Facsimile +27 (0) 12 675 3889. Momentum Collective Investments (RF) (Pty) Ltd is an authorised manager of collective investment schemes in terms of the Collective Investment Schemes Control Act, No. 45 of 2002.

Northern Trust International Fund Administration Services (Guernsey) Limited is the Fund Administrator, licensed by the Guernsey Financial Services Commission, with its registered office at PO Box 255, Trafalgar Court, Les Banques, St Peter Port, Guernsey, GY1 3QL.

Momentum Global Investment Management Limited (MGIM) is the appointed Investment Manager of the fund and is authorised and regulated by the UK Financial Conduct Authority, with its registered address at The Rex Building, 62 Queen Street, London EC4R 1EB. MGIM is exempt from the requirements of section 7(1) of the Financial Advisory and Intermediary Services Act 37 of 2002 (FAIS) in South Africa, in terms of the FSCA FAIS Notice 141 of 2021 (published 15 December 2021). For complaints relating to MGIM's financial services, please contact [distributionservices@momentum.co.uk](mailto:distributionservices@momentum.co.uk).

Momentum Consult (Pty) Limited is the Class D Distribution Partner, with its registered office at 268 West Avenue, Centurion, 0157, South Africa, an authorised financial services provider (FSP5503) in terms of the Financial Advisory and Intermediary Services Act, 37 of 2002 (FAIS), as may be amended and/or replaced from time to time and a subsidiary of Momentum Metropolitan Strategic Investments (Pty) Ltd, rated B-BBEE level 1.

Northern Trust (Guernsey) Limited is the Custodian, licensed by the Guernsey Financial Services Commission, with its registered office at PO Box 71, Trafalgar Court, Les Banques, St Peter Port, Guernsey, GY1 3DA.

Momentum Wealth International Limited does not provide any guarantee, either with respect to the capital or the return of the Fund.

This report may not be circulated or copied where it may constitute an infringement of any local laws or regulations. This report is for the sole use of the intended recipient and may not be reproduced or circulated without the prior written approval of the Manager.