

# Momentum Global Growth Fund - Class A USD

Fund data for the month ending 29 March 2019

## Fund details\*

Manager: <b>Momentum Wealth International Limited</b>	Investment manager: <b>Momentum Global Investment Management</b>	Inception date: <b>19 March 2008</b>	Currency: <b>USD</b>
Income distribution: <b>Accumulating, income received is not distributed</b>	Custodian: <b>Northern Trust (Guernsey) Limited</b>	Subscriptions / redemptions: <b>daily</b>	Fund size: <b>USD 230.7 million</b>
Valuation point: <b>11:00pm (Guernsey time) on the relevant Dealing Day</b>	Investment timeframe: <b>7 years +</b>	Minimum subscription: <b>USD 7,500</b>	Price per share (as at 29 March 2019): <b>USD 1.8830</b>
Benchmark: <b>MSCI AC World</b>	Initial fee: <b>none</b>	Financial year-end TER**: <b>1.57%</b>	TER**: <b>1.52%</b>
ASISA sector: <b>Fund of funds</b>			


Subscriptions cut-off time:  
**The application form to subscribe must be completed and received by the Administrator by no later than 12:00 noon (Guernsey time) on the Business Day immediately preceding the relevant Dealing Day, with cleared funds to be received by 4.00pm (Guernsey time) three Business Days after the relevant Dealing Day.**

Redemptions cut-off time:  
**Written notice to redeem must be received by the Administrator by no later than 12:00 noon (Guernsey time) on the Business Day immediately preceding the relevant Dealing Day.**

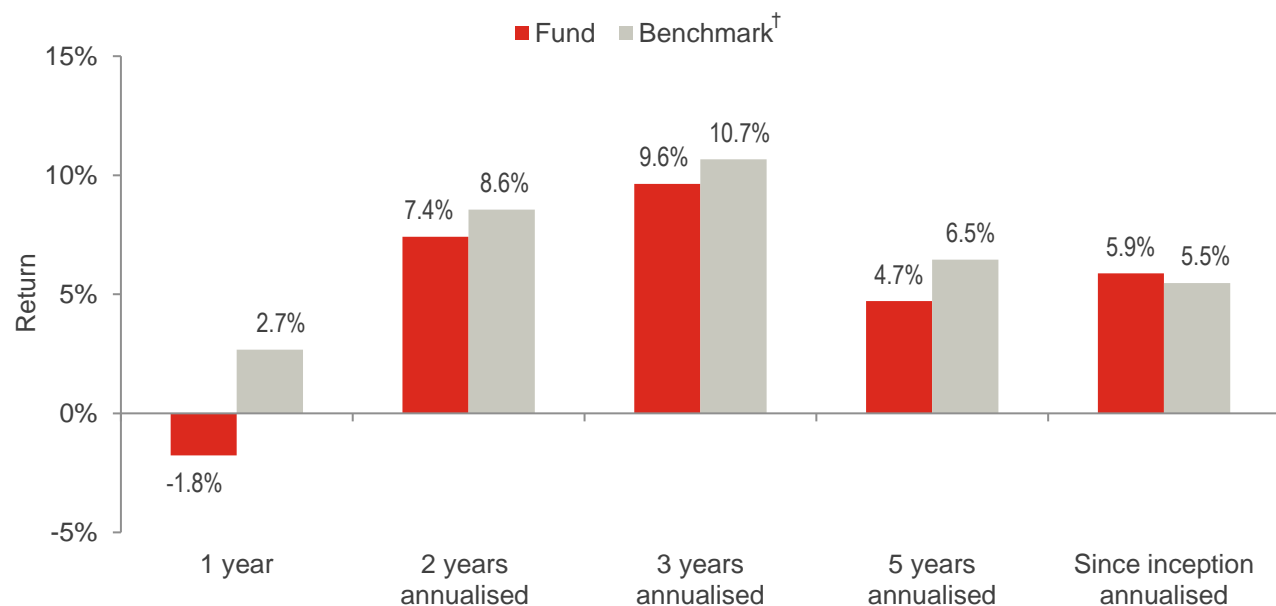
Up to date Fund prices per share are available on [www.morningstar.co.za](http://www.morningstar.co.za) or upon request from the Manager or Administrator.

## Investment objective

The Fund is designed to offer capital appreciation over the longer term through investment primarily in a basket of international equity markets and currencies. The Fund is ideally suited to investors with a high risk tolerance with an investment horizon of 7 years or longer. The Fund intends to achieve its investment objective through a diversified global portfolio primarily consisting of investments in participatory interests of portfolios of collective investment schemes or other similar schemes.



## Fund performance



## Cumulative returns

Year	Highest performance	Lowest performance	Cumulative performance
2008	+3.8% (Apr 2008)	-12.5% (Oct 2008)	-21.4%
2009	+9.1% (May 2009)	-10.1% (Feb 2009)	32.9%
2010	+10.9% (Sep 2010)	-11.9% (May 2010)	11.1%
2011	+9.2% (Oct 2011)	-8.7% (Aug 2011)	-11.5%
2012	+6.0% (Jan 2012)	-9.4% (May 2012)	14.5%
2013	+5.6% (Sep 2013)	-3.6% (Jun 2013)	27.0%
2014	+5.4% (Feb 2014)	-3.8% (Sep 2014)	0.4%
2015	+8.4% (Oct 2015)	-6.0% (Aug 2015)	-3.7%
2016	+7.6% (Mar 2016)	-8.7% (Jan 2016)	4.8%
2017	+3.7% (Jan 2017)	0.0% (Jun 2017)	26.8%
2018	+5.7% (Jan 2018)	-9.6% (Oct 2018)	-11.9%
Since inception	+10.9% (Sep 2010)	-12.5% (Oct 2008)	88.3%

† Prior to October 2011 the benchmark for the performance comparison provided in this document comprised: 100% MSCI World.

Source: Morningstar, Lipper Hindsight, Northern Trust International Fund Administration Services (Guernsey) Limited. **Past performance is not indicative of future returns.**

The fund performance is calculated on a total return basis, net of all fees and in US dollar terms. NAV to NAV figures have been used for the performance calculations. The performance is calculated for the Fund. The individual investor performance may differ, as a result of various factors, including the actual investment date. Investment performance calculations are available for verification upon request. Annualised returns are period returns re-scaled to a period of 1 year. This allows investors to compare returns of different assets that they have owned for different lengths of time. Actual annual figures are available to investors upon request.

## Top holdings

Holdings	Asset type	Weight
<sup>1</sup> Fidelity Emerging Markets	Equity	8.2%
<sup>2</sup> Robeco Global Value	Equity	8.0%
<sup>1</sup> iShares Emerging Markets Index	Equity	6.5%
<sup>2</sup> Jennison	Equity	6.3%
<sup>2</sup> Robeco Global Quality	Equity	5.7%
<sup>2</sup> Robeco Global Enhanced Income	Equity	5.7%
<sup>2</sup> Morgan Stanley Global Brands	Equity	4.9%
<sup>2</sup> Artisan	Equity	4.7%
<sup>2</sup> Robeco Global Conservative	Equity	4.6%
<sup>2</sup> Robeco Global Momentum	Equity	4.6%

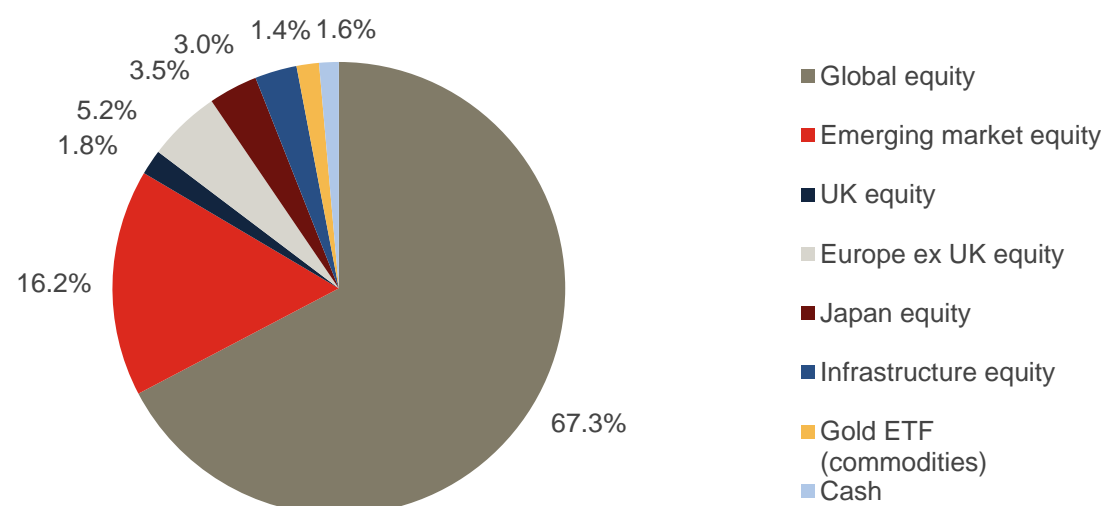
<sup>1</sup> Direct holding <sup>2</sup> Indirectly held in the Momentum IF Global Equity Fund

Source: Momentum Global Investment Management Limited, Northern Trust International Fund Administration Services (Guernsey) Limited.

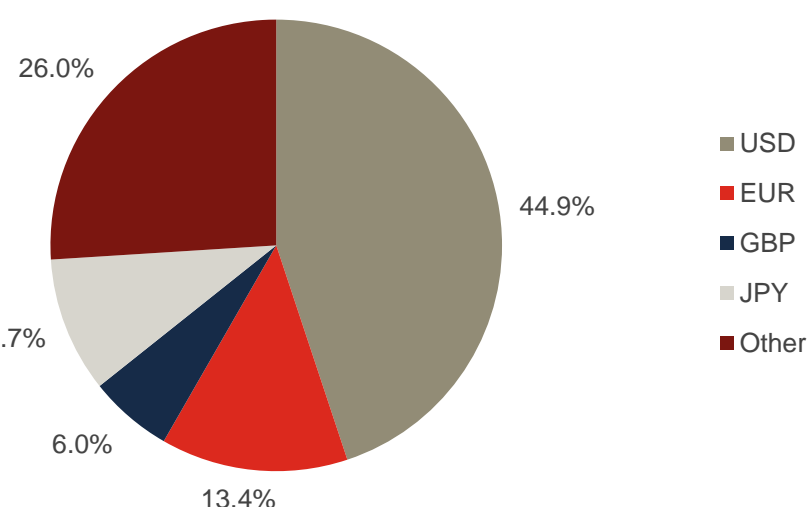
## Investment statistics (since inception)

Cumulative return:	<b>88.3%</b>
Annualised return:	<b>5.9%</b>
Annualised volatility:	<b>15.0%</b>

## Current asset allocation\*\*\*



## Currency allocation



Source: Momentum Global Investment Management Limited, Northern Trust International Fund Administration Services (Guernsey) Limited.

\* Please refer to the fund supplement and scheme particulars for a detailed description of fees and fund facts.

\*\* The Total Expense Ratios (TERs) are the percentages of the net asset value of the class of the Financial Product incurred as expenses relating to the administration of the Financial Product. A higher TER does not necessarily imply a poor return, nor does a low TER imply a good return. A current TER may not necessarily be an accurate indication of future TERs. The TER to 31 December 2018 is based on data for the period from 29 December 2017 to 31 December 2018 and the financial year-end TER is based on data for the financial year-end to 29 June 2018. Cost ratios are calculated using historical actual and/or estimated data and are provided solely as an indication/guide as to the annual expenses/costs that could be incurred. These ratios do not represent any current/actual charges or fees.

\*\*\* Current asset allocation figures reflect the strategy classification of the collective investment schemes (or similar schemes) held by the Fund and do not look through to the underlying holdings of such schemes.

## ■ Market commentary

Equity markets made further progress in March, despite a return to higher levels of volatility as concerns about the slowdown in global growth intensified. Developed market equities returned 1.3% over the month, taking the Q1 2019 return to 12.5% and recovering much of the ground lost in Q4 2018.

US equities advanced 1.9%, supported by encouraging signs of progress in US-China trade talks and the increasingly accommodative stance of the Federal Reserve. Despite ongoing Brexit-related uncertainty, the UK was a notable outperformer, up over 3.2% in sterling terms, boosted by weakness in the pound during the month.

The most significant moves in March however took place in the bond market, where yields fell sharply across the maturity spectrum, particularly in longer dated bonds. The yield on the 10-year US Treasury fell by 31 basis points, taking it down to 2.4%, and producing a return of 2.0% in Treasuries for the month. One of the closely watched lead indicators of a recession, the 3 month/10-year Treasury yield spread, inverted at the end of March. The catalyst behind the sharp moves in rates came from the Federal Reserve delivering a surprise to the market by removing expectations for any rate rises this year and announcing plans to end its balance sheet run off programme by October 2019. In Europe, softening economic data, particularly in Germany, continues to weigh on investor sentiment and helped push the yield on the 10-year Bund into negative territory. Corporate bonds benefitted from the drop in interest rates, with US investment grade credit performing strongly, returning 2.5% and outperforming the 0.9% return in high yield.

The big shift in monetary policy and the sharp falls in longer term interest rates provide strong support for valuations of risk assets. The policy backdrop will remain supportive through this year and we expect some of the major areas of uncertainty which have held back confidence and investment, notably US-China trade wars and possibly even Brexit, to begin to lift. We therefore expect further progress in markets during 2019. However, we also recognise the risks of an unfavourable outcome to some of these events and resulting extended uncertainty. These uncertainties are enough to keep investors nervous and to trigger bouts of volatility, especially following the sharp rise in markets this year. Some period of consolidation is therefore quite likely, but we view the medium term outlook as broadly positive and would use periods of weakness to accumulate risk assets.

Source: Bloomberg, Momentum Global Investment Management Limited.

## ■ Fees applicable to Class A participating shares

Management and administration fee (per annum):	Investment management fee (per annum):	Other applicable fees (per annum)
0.30% <i>subject to a minimum of USD 22,000 per annum</i> Performance fees are not applicable to this Fund	0.50% Performance fees: 0.00%	Distribution fees: 0.10% Custody fees: 0.04%, subject to a minimum of USD 8,000 per annum. (Custodian fee per transaction: USD 25) Directors' fees: 0.00%

## ■ Risk warnings and important notes

Collective investments are generally medium to long-term investments. The value of units may go down as well as up and past performance is not necessarily a guide to the future.

Collective investments are traded at ruling prices. Commission and incentives may be paid and, if so, would be included in the overall costs. All performance is calculated on a total return basis, after deduction of all fees and commissions and in US dollar terms. Forward pricing is used.

The Fund invests in other collective investments, which levy their own charges. This could result in a higher fee structure for the Fund.

Fluctuations in the value of the underlying funds, the income from them and changes in interest rates mean that the value of the Fund and any income arising from it may fall, as well as rise, and is not guaranteed.

Deductions of charges and expenses mean that you may not get back the amount you invested.

The fees charged within the Fund and by the managers of the underlying funds are not guaranteed and may change in the future.

Higher risk investments may be subject to sudden and larger falls in value in comparison to other investments. Higher risk investments include, but are not limited to, investments in smaller companies, even in developed markets, investments in emerging markets or single country debt or equity funds and investments in high yield or non-investment grade debt.

Notwithstanding ongoing monitoring of the underlying funds within the Fund, there can be no assurance that the performance of the funds will achieve their stated objectives.

The Fund will contain shares or units in underlying funds that invest internationally. The value of an investor's investment and the income arising from it will therefore be subject to exchange rate fluctuations.

Foreign securities may have additional material risks, depending on the specific risks affecting that country, such as: potential constraints on liquidity and the repatriation of funds; macroeconomic risks; political risks; foreign exchange risks; tax risks; settlement risks; and potential limitations on the availability of market information.

The Fund may contain shares or units in underlying funds that do not permit dealing every day. Investments in such funds will only be realisable on their dealing days. It is not possible to assess the proper market price of these investments other than on the fund's dealing days.

No borrowing will be undertaken by the Fund except for the purpose of meeting short term liquidity requirements. Borrowings will not exceed 10% of the net asset value of the Fund. For such purpose, the securities of the Fund may be pledged. No scrip borrowing will be allowed. The Cell is not permitted to enter into any form of borrowing or loan arrangement with other cells of the Company nor other collective investment schemes of the Manager.

While derivative instruments may be used for hedging purposes, the risk remains that the relevant instrument may not necessarily fully correlate to the investments in the Fund and accordingly not fully reflect changes in the value of the investment, giving rise to potential net losses.

Forward contracts are neither traded on exchanges nor standardised. Principals dealing in these markets are also not required to make markets in the currencies they trade, with the result that these markets may experience periods of illiquidity. Banks and dealers will normally act as principals and usually each transaction is negotiated on an individual basis.

The Manager has the right to close the Fund to new investors, in order to manage it more efficiently, in accordance with its mandate.

Investment in the Fund may not be suitable for all investors. Investors should obtain advice from their financial adviser before proceeding with an investment.

Investors are reminded that any forecasts and/or commentary included in this MDD are not guaranteed to occur, and merely reflect the interpretation of the public information and propriety research available to the Investment Manager at a particular point in time.

This report should be read in conjunction with the prospectus of Momentum Mutual Fund ICC Limited and the supplement, in which all the current fees and fund facts are disclosed.

Copies of these scheme particulars, including the Prospectus, Fund Supplement, and the annual accounts of the Scheme, which provide additional information, are available, free of charge, upon request from Momentum Wealth International Limited, La Plaiderie House, La Plaiderie, St Peter Port, Guernsey, GY1 1WF, Telephone 0044 1481 735480, or from our website [www.momentum.co.gg](http://www.momentum.co.gg).

This report should not be construed as an investment advertisement, or investment advice or guidance or proposal or recommendation in any form whatsoever, whether relating to the Fund or its underlying investments. It is for information purposes only and has been prepared and is made available for the benefit of the investors in the Fund.

While all care has been taken by the Investment Manager in the preparation of the information contained in this report, neither the Manager nor Investment Manager make any representations or give any warranties as to the correctness, accuracy or completeness of the information, nor does either the Manager or Investment Manager assume liability or responsibility for any losses arising from errors or omissions in the information.

Momentum Mutual Fund ICC Limited is an incorporated cell company governed by the provisions of the Companies (Guernsey) Law 2008 as amended. Prior to its incorporation as an incorporated cell company on 19 January 2007, it was registered as a protected cell company on 20 February 2006. It is authorised, as an open-ended collective investment scheme of Class B by the Guernsey Financial Services Commission under the Protection of Investors (Bailiwick of Guernsey) Law, 1987 as amended. In giving this authorisation the Guernsey Financial Services Commission do not vouch for the financial soundness of Momentum Mutual Fund ICC Limited or for the correctness of any of the statements made or opinions expressed with regard to it.

Momentum Global Growth Fund IC Limited is a registered incorporated cell of Momentum Mutual Fund ICC Limited, with registered number 47779.

Momentum Global Growth Fund IC Limited is approved under the South African Collective Investment Schemes Control Act (No. 45 of 2002).

Momentum Wealth International Limited is the Fund Manager, licensed by the Guernsey Financial Services Commission, with its registered office at La Plaiderie House, La Plaiderie, St Peter Port, Guernsey, GY1 1WF. Momentum Wealth International Limited is an authorised financial services provider in terms of the Financial Advisory and Intermediary Services Act No. 37 of 2002 in South Africa. Momentum Wealth International Limited is a full member of the Association for Savings and Investments SA (ASISA).

Momentum Collective Investments (RF) (Pty) Ltd a South African company Registration No. 1987/004287/07, with its registered office at 268 West Avenue, Centurion, 0157, South Africa, has been appointed by the Manager as the Representative Office for the fund. Share call number 0860 111 899 Telephone +27 (0) 12 675 3002 Facsimile +27 (0) 12 675 3889.

Momentum Collective Investments (RF) (Pty) Ltd is an authorised manager of collective investment schemes in terms of the Collective Investment Schemes Control Act, No 45 of 2002.

Northern Trust International Fund Administration Services (Guernsey) Limited is the Fund Administrator, licensed by the Guernsey Financial Services Commission, with its registered office at PO Box 255, Trafalgar Court, Les Banques, St Peter Port, Guernsey, GY1 3QL.

Momentum Global Investment Management Limited is the appointed Investment Manager of the fund and is authorised and regulated by the UK Financial Conduct Authority, with its registered address at The Rex Building, 62 Queen Street, London EC4R 1EB. Momentum Global Investment Management Limited is an authorised financial services provider in terms of the Financial Advisory and Intermediary Services Act No. 37 of 2002 in South Africa.

Northern Trust (Guernsey) Limited is the Custodian, licensed by the Guernsey Financial Services Commission, with its registered office at PO Box 71, Trafalgar Court, Les Banques, St Peter Port, Guernsey, GY1 3DA.

Momentum Wealth International Limited does not provide any guarantee, either with respect to the capital or the return of the Fund.

This report may not be circulated or copied where it may constitute an infringement of any local laws or regulations. This report is for the sole use of the intended recipient and may not be reproduced or circulated without the prior written approval of the Manager.