

VFPF International Growth Fund - Class A USD

Fund data for the month ending 31 December 2018

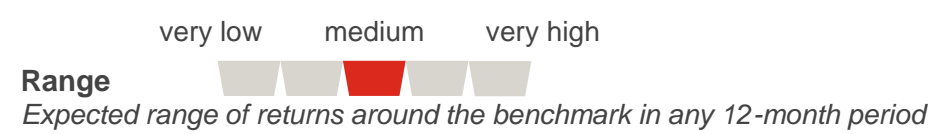
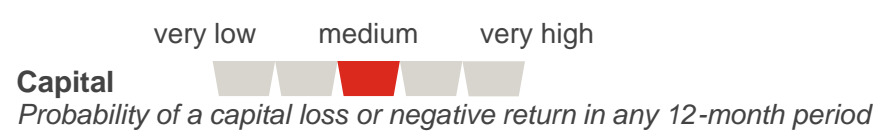
Fund details*

Manager: Momentum Wealth International Limited	Investment manager: Momentum Global Investment Management	Sub-investment manager: Ampersand Asset Management (Pty) Ltd	
Custodian: Northern Trust (Guernsey) Limited	Income distribution: Accumulating, income received is not distributed	Minimum subscription: USD 7,500	Fund size: USD 51.0 million
Inception date: 11 November 2009	Investment timeframe: 5 years +	Subscriptions / redemptions: daily	Initial fee: none
Valuation point: 11:00pm (Guernsey time) on the relevant Dealing Day	Currency: USD	ASISA sector: Fund of funds	Financial year-end TER**: 2.16%
Benchmark: 60% MSCI AC World, 30% ICE BofAML Global Government, 10% Cash		Price per share (as at 31 December 2018): USD 1.3209	TER**: 2.21%
Subscriptions cut-off time: The application form to subscribe must be completed and received by the Administrator by no later than 12:00 noon (Guernsey time) on the relevant Dealing Day, with cleared funds to be received by no later than 12:00 noon (Guernsey time) on the relevant Dealing Day.			
Redemptions cut-off time: Written notice to redeem must be received by the Administrator by no later than 12:00 noon (Guernsey time) one Business Day before the relevant Dealing Day.			

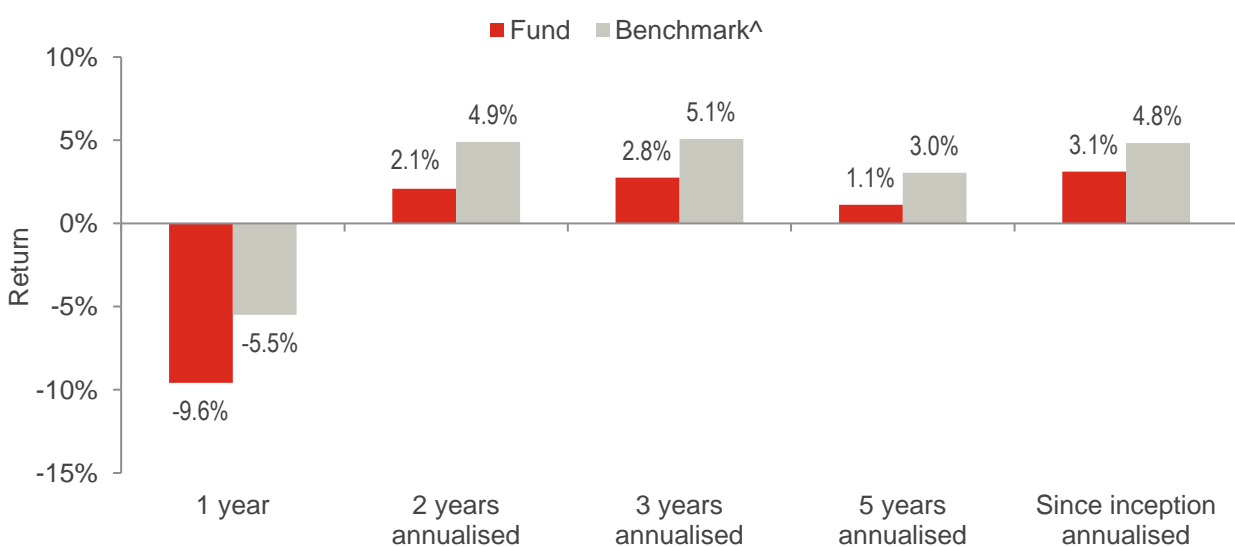
Up to date Fund prices per share are available on www.morningstar.co.za or upon request from the Manager or Administrator.

Investment objective

The Fund focuses primarily on long-term capital growth over the full investment cycle through a relatively high exposure to international growth assets. The portfolio will retain a good level of diversification, however, and will invest into a wide range of asset classes including cash, bonds, equities, commodities and property. The Fund is ideally suited to investors with an investment horizon of 5 years and longer and an intermediate (between moderate and high) risk tolerance.



Fund performance



Cumulative returns

	Rolling 12-month cumulative return		Cumulative performance
	Highest performance	Lowest performance	
1 year	+17.4% (Jan 2018)	-9.6% (Dec 2018)	-9.6%
2 years	+17.4% (Jan 2018)	-9.6% (Dec 2018)	+4.2%
3 years	+17.4% (Jan 2018)	-10.8% (Feb 2016)	+8.5%
5 years	+17.4% (Jan 2018)	-10.8% (Feb 2016)	+5.7%
Since inception	+17.4% (Jan 2018)	-10.8% (Feb 2016)	+32.1%

Source: Morningstar, Lipper Hindsight, Northern Trust International Fund Administration Services (Guernsey) Limited. **Past performance is not indicative of future returns.**

[^] With effect from 01.07.18 the 30% allocation in the FTSE WGBI index was replaced with the ICE BofAML Global Government index. Both indices have had similar returns since the inception of the Fund and this change, which has not been applied retrospectively, has no significant impact on the performance comparison.

The Fund performance is calculated on a total return basis, net of all fees and in US dollar terms. NAV to NAV figures have been used for the performance calculations. The performance is calculated for the Fund. The individual investor performance may differ, as a result of various factors, including the actual investment date. Investment performance calculations are available for verification upon request. Annualised returns are period returns re-scaled to a period of 1 year. This allows investors to compare returns of different assets that they have owned for different lengths of time. Actual annual figures are available to investors upon request. Since inception figures are since the inception of the investment strategy.

Top holdings

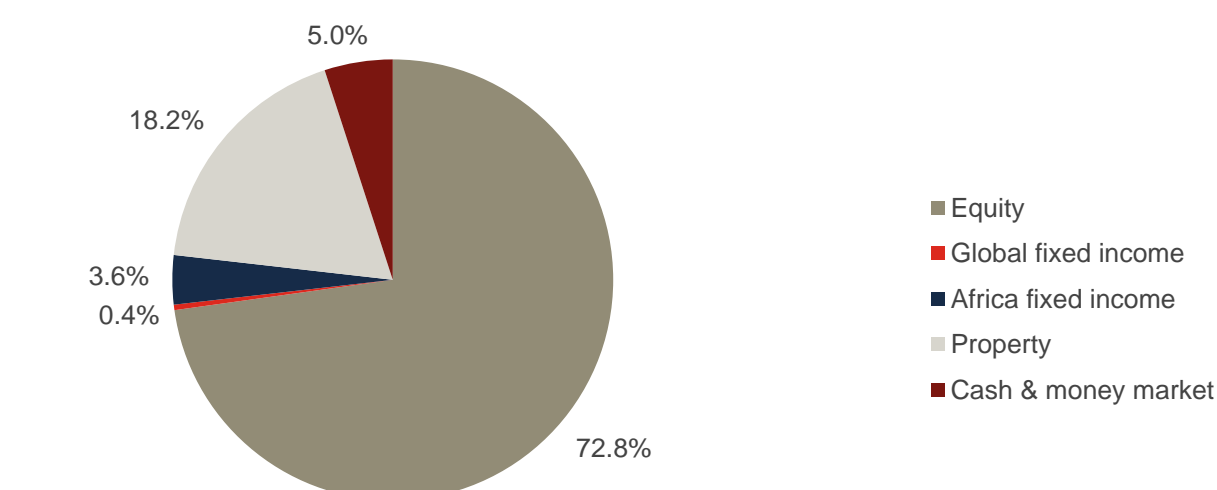
Holdings	Asset type	Weight
Schroder Global Recovery	Equity	22.2%
Investec Global Franchise	Equity	19.1%
Nedgroup Global Equity	Equity	15.7%
Nedgroup Contrarian Value Equity	Equity	8.7%
Nedgroup Global Flexible	Equity	7.9%
Nedgroup Global Property	Property	6.4%
Schroder Global Cities Real Estate (EUR hedged)	Property	5.6%
Bridge Global Property Income	Property	5.0%
Cash	Cash	5.0%
Saffron African Yield Opportunity	Alternatives	4.0%

Source: Momentum Global Investment Management Limited, Northern Trust International Fund Administration Services (Guernsey) Limited.

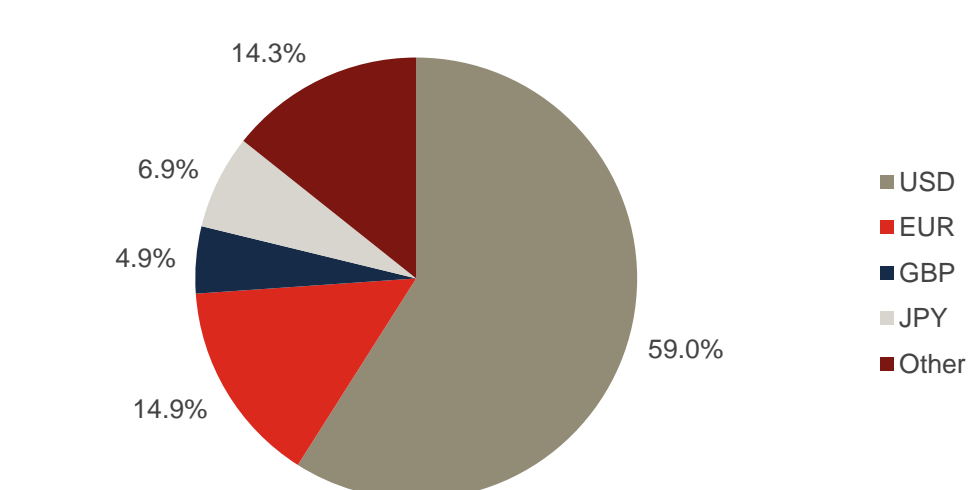
Investment statistics (since inception)

Cumulative return:	32.1%
Annualised return:	3.1%
Annualised volatility:	9.4%

Current asset allocation***



Currency allocation



Source: Ampersand Asset Management (Pty) Limited, Momentum Global Investment Management, Northern Trust International Fund Administration Services (Guernsey) Limited.

* Please refer to the fund supplement and scheme particulars for a detailed description of fees and fund facts.

** The Total Expense Ratios (TERs) are the percentages of the net asset value of the class of the Financial Product incurred as expenses relating to the administration of the Financial Product. A higher TER does not necessarily imply a poor return, nor does a low TER imply a good return. A current TER may not necessarily be an accurate indication of future TERs. The TER to 28 September 2018 is based on data for the period from 29 September 2017 to 28 September 2018 and the financial year-end TER is based on data for the financial year-end to 29 June 2018. Cost ratios are calculated using historical actual and/or estimated data and are provided solely as an indication/guide as to the annual expenses/costs that could be incurred. These ratios do not represent any current/actual charges or fees.

*** Asset allocation figures look through to the holdings of underlying collective investment schemes.

Market commentary

With broadening evidence of a global slowdown and both the Federal Reserve (Fed) and European Central Bank continuing to tighten policy, investors took fright in December, resulting in steep falls across nearly all equity markets and a rush into safe haven assets. The US market suffered a disastrous month, down 9%, taking its return for the year into negative territory, while the MSCI World index fell almost 8% for the month and 9% for the year, making this the worst year for markets since the financial crisis. Emerging markets also suffered but outperformed developed markets in December, with the MSCI Emerging Markets index declining by 2.7% in the month.

The big beneficiaries of this intense risk aversion were the classic safe havens: US Treasuries returned 2.3% in the month, gold added 5% and the yen appreciated 3.5% in December and was one of the very few currencies to gain versus the dollar in 2018. Other than gold, commodities had a tough month, led by oil down 8%, taking its fall from the October peak to 40%.

The immediate trigger for the sharp moves was growing evidence of a slowdown in growth, especially in China, the world's second largest economy. The negative impact of trade wars on the manufacturing sector in China is becoming increasingly clear. The Fed continued to tighten policy, increasing rates for a fourth time in 2018, taking the Fed Funds rate to a target range of 2.25%-2.5%. With bond yields falling sharply, down 60 basis points between early November and late December, the yield curve flattened dramatically.

The risks are clear for all to see but we believe that markets have discounted more of those risks than is warranted: markets have deteriorated much more than the fundamentals. This presents a good opportunity to increase exposure to risk assets.

It is easy for the positives to be overlooked in tough market conditions. Yet there are few if any signs of capacity shortages, overheating or sharply rising inflation that would trigger sudden and unexpected tightening of policy and presage a recession. We therefore enter 2019 with a positive view; the big risks might well have peaked and have anyway been fully discounted in markets. However, market moves in the past year have once again illustrated the benefits of diversification.

Source: Bloomberg, Momentum Global Investment Management Limited

Fees applicable to Class A participating shares

Management and administration fee:		Investment management fee:	Sub-investment management fee:	Other applicable fees:
NAV of Fund	Fee	0.80% <i>per annum</i> (maximum)	0.75% <i>per annum</i> (maximum)	Custody fees:
	<i>per annum</i>	Performance fees are not applicable to this Fund	<i>paid out of the investment management fee</i>	Up to USD 30m 0.05%
Up to USD 30m	0.30%			From USD 30m to USD 60m 0.04%
From USD 30m to USD 60m	0.25%			From USD 60m to USD 100m 0.03%
Over USD 60m	0.20%			Over USD 100m 0.02%
<i>subject to a minimum of USD 22,000 per annum</i>				<i>subject to a minimum of USD 8,000 per annum.</i> (Custodian fee per transaction: USD 25)
				Distribution fees: 0.00%
				Directors' fees: 0.00%

Risk warnings and important notes

Collective investments are generally medium to long-term investments. The value of units may go down as well as up and past performance is not necessarily a guide to the future.

Collective investments are traded at ruling prices. Commission and incentives may be paid and, if so, would be included in the overall costs. All performance is calculated on a total return basis, after deduction of all fees and commissions and in US dollar terms. Forward pricing is used.

The Fund invests in other collective investments, which levy their own charges. This could result in a higher fee structure for the Fund.

Fluctuations in the value of the underlying funds, the income from them and changes in interest rates mean that the value of the Fund and any income arising from it may fall, as well as rise, and is not guaranteed.

Deductions of charges and expenses mean that you may not get back the amount you invested.

The fees charged within the Fund and by the managers of the underlying funds are not guaranteed and may change in the future.

Higher risk investments may be subject to sudden and larger falls in value in comparison to other investments. Higher risk investments include, but are not limited to, investments in smaller companies, even in developed markets, investments in emerging markets or single country debt or equity funds and investments in high yield or non-investment grade debt.

Notwithstanding ongoing monitoring of the underlying funds within the Fund, there can be no assurance that the performance of the funds will achieve their stated objectives.

The Fund will contain shares or units in underlying funds that invest internationally. The value of an investor's investment and the income arising from it will therefore be subject to exchange rate fluctuations.

Foreign securities may have additional material risks, depending on the specific risks affecting that country, such as: potential constraints on liquidity and the repatriation of funds; macroeconomic risks; political risks; foreign exchange risks; tax risks; settlement risks; and potential limitations on the availability of market information.

The Fund may contain shares or units in underlying funds that do not permit dealing every day. Investments in such funds will only be realisable on their dealing days. It is not possible to assess the proper market price of these investments other than on the fund's dealing days.

No borrowing will be undertaken by the Fund except for the purpose of meeting short term liquidity requirements. Borrowings will not exceed 10% of the net asset value of the Fund. For such purpose, the securities of the Fund may be pledged. No scrip borrowing will be allowed. The Cell is not permitted to enter into any form of borrowing or loan arrangement with other cells of the Company nor other collective investment schemes of the Manager.

While derivative instruments may be used for hedging purposes, the risk remains that the relevant instrument may not necessarily fully correlate to the investments in the Fund and accordingly not fully reflect changes in the value of the investment, giving rise to potential net losses.

Forward contracts are neither traded on exchanges nor standardised. Principals dealing in these markets are also not required to make markets in the currencies they trade, with the result that these markets may experience periods of illiquidity. Banks and dealers will normally act as principals and usually each transaction is negotiated on an individual basis.

The Manager has the right to close the Fund to new investors, in order to manage it more efficiently, in accordance with its mandate.

Investment in the Fund may not be suitable for all investors. Investors should obtain advice from their financial adviser before proceeding with an investment.

Investors are reminded that any forecasts and/or commentary included in this MDD are not guaranteed to occur, and merely reflect the interpretation of the public information and propriety research available to the Investment Manager at a particular point in time.

This report should be read in conjunction with the prospectus of Momentum Mutual Fund ICC Limited and the supplement, in which all the current fees and fund facts are disclosed.

Copies of these scheme particulars, including the Prospectus, Fund Supplement, and the annual accounts of the Scheme, which provide additional information, are available, free of charge, upon request from Momentum Wealth International Limited, La Plaiderie House, La Plaiderie, St Peter Port, Guernsey, GY1 1WF, Telephone 0044 1481 735480, or from our website www.momentum.co.gg.

This report should not be construed as an investment advertisement, or investment advice or guidance or proposal or recommendation in any form whatsoever, whether relating to the Fund or its underlying investments. It is for information purposes only and has been prepared and is made available for the benefit of the investors in the Fund.

While all care has been taken by the Investment Manager in the preparation of the information contained in this report, neither the Manager nor Investment Manager make any representations or give any warranties as to the correctness, accuracy or completeness of the information, nor does either the Manager or Investment Manager assume liability or responsibility for any losses arising from errors or omissions in the information.

Momentum Mutual Fund ICC Limited is an incorporated cell company governed by the provisions of the Companies (Guernsey) Law 2008 as amended. Prior to its incorporation as an incorporated cell company on 19 January 2007, it was registered as a protected cell company on 20 February 2006. It is authorised, as an open-ended collective investment scheme of Class B by the Guernsey Financial Services Commission under the Protection of Investors (Bailiwick of Guernsey) Law, 1987 as amended. In giving this authorisation the Guernsey Financial Services Commission do not vouch for the financial soundness of Momentum Mutual Fund ICC Limited or for the correctness of any of the statements made or opinions expressed with regard to it.

VFPF International Growth Fund IC Limited is a registered incorporated cell of Momentum Mutual Fund ICC Limited, with registered number 50898.

VFPF International Growth Fund IC Limited is approved under the South African Collective Investment Schemes Control Act (No. 45 of 2002).

Momentum Wealth International Limited is the Fund Manager, licensed by the Guernsey Financial Services Commission, with its registered office at La Plaiderie House, La Plaiderie, St Peter Port, Guernsey, GY1 1WF. Momentum Wealth International Limited is an authorised financial services provider in terms of the Financial Advisory and Intermediary Services Act No. 37 of 2002 in South Africa. Momentum Wealth International Limited is a full member of the Association for Savings and Investments SA (ASISA).

Momentum Collective Investments (RF) (Pty) Ltd a South African company Registration No. 1987/004287/07, with its registered office at 268 West Avenue, Centurion, 0157, South Africa, has been appointed by the Manager as the Representative Office for the fund. Share call number 0860 111 899 Telephone +27 (0) 12 675 3002 Facsimile +27 (0) 12 675 3889.

Momentum Collective Investments (RF) (Pty) Ltd is an authorised manager of collective investment schemes in terms of the Collective Investment Schemes Control Act, No 45 of 2002.

Northern Trust International Fund Administration Services (Guernsey) Limited is the Fund Administrator, licensed by the Guernsey Financial Services Commission, with its registered office at PO Box 255, Trafalgar Court, Les Banques, St Peter Port, Guernsey, GY1 3QL.

Momentum Global Investment Management Limited is the appointed Investment Manager of the fund and is authorised and regulated by the UK Financial Conduct Authority, with its registered address at The Rex Building, 62 Queen Street, London EC4R 1EB. Momentum Global Investment Management Limited is an authorised financial services provider in terms of the Financial Advisory and Intermediary Services Act No. 37 of 2002 in South Africa.

Ampersand Asset Management (Pty) Ltd, a South African registered company, is the appointed Sub-Investment Manager of the fund, with its registered office at 2nd Floor, 1 Melrose Boulevard, Melrose Arch, South Africa.

Vickers & Peters Financial Planning (Pty) Ltd, a South African registered company, is the appointed Distribution Partner of the fund, with its registered office at 2nd Floor, 1 Melrose Boulevard, Melrose Arch, South Africa.

Northern Trust (Guernsey) Limited is the Custodian, licensed by the Guernsey Financial Services Commission, with its registered office at PO Box 71, Trafalgar Court, Les Banques, St Peter Port, Guernsey, GY1 3DA

Momentum Wealth International Limited does not provide any guarantee, either with respect to the capital or the return of the Fund.

This report may not be circulated or copied where it may constitute an infringement of any local laws or regulations. This report is for the sole use of the intended recipient and may not be reproduced or circulated without the prior written approval of the Manager.